

TS ECET -2023

GOVERNMENT OF TELANGANA
TELANGANA STATE COUNCIL
OF HIGHER EDUCATION

USER GUIDE *for* TSECET-2023 ADMISSIONS

TSECET-2023: PROCESSING FEE PAYMENT, SLOT BOOKING AND OPTION ENTRY

The Candidate has to perform the following two activities before attending Certificate Verification:

1. Payment of Processing Fee
2. Slot Booking (Selection of HLC, Date & Time)

After attending Certificate Verification, the Candidate has to exercise Options.

PAYMENT OF PROCESSING FEE

1. Login to the student's website (<https://tsecet.nic.in>)

Telangana State Council of Higher Education

Help Desk Phone Numbers : 7660009768, 7660009769

TSECET

Pay Processing Fee Verify Payment Status Slot Booking Contact Us Logout

TSECET - 2023

ONLINE PAYMENT OF PROCESSING FEE FOR WEB COUNSELING

Candidate should pay Processing Fee & Book the Slot before attending for Certificate Verification

STEPS TO PAY PROCESSING FEE

PROCESSING FEE TO BE PAID
Processing Fee: Rs.1200/- (OC/BC), Rs.600/- (SC/ST) can be paid by the candidate using credit card or debit card or through net banking only.

HOW TO PAY PROCESSING FEE
Enter TSECET Hall Ticket No and TSECET Registration Form No (as printed on TSECET Hall Ticket) and Date of Birth and Image Value and Click on Pay Fee Online. The candidate will be directed to payment gateway.

IMPORTANT INSTRUCTIONS
Click on [Verify Payment Status](#) in case no response is received after payment of fee through online payment.
In the event of transaction failure amount will be credited back into your account after two working days.
Contact nearest Help Line Centre for any other clarifications.

TRANSACTION CHARGES
Click to view [nominal charges](#) levied by respective banks/gateway which will be borne by customer.

LOGIN

TSECET Hall Ticket No

TSECET Registration Form No

Date of Birth (dd/mm/yyyy)

Enter image value (case-sensitive)

NGUAVF

Pay Fee Online

[Online Payment Status](#) [Print Receipt](#)
(if already paid)

Enter TSECET Hall Ticket No, TSECET Registration Form No (as printed on TSECET Hall Ticket), Date of Birth and Image Value click on "Print Receipt" to view payment details and click on "Online Payment Status" if you have already paid the fee through Online Payment and found transaction failed.

- i. Please enter the website: <https://tsecet.nic.in> in any Browser
- ii. Click on Pay Processing Fee which is available on the top of the website as shown above.
- iii. Please enter the following to Pay Processing fee payment
 - a. TSECET Hall Ticket Number
 - b. TSECET Registration Number (which is available on TSECET Hall Ticket)
 - c. Date of Birth in dd/mm/yyyy format
 - d. Enter Captcha as displayed on the screen

After entry of the above details, Click on the button **Pay Fee Online**

I. BASIC INFORMATION FORM :

The Basic Information Form as furnished in the TSECET Application form will be displayed as follows

TSECET - 2023 Admissions				
BASIC INFORMATION AS FURNISHED BY THE CANDIDATE WHILE FILLING TSECET APPLICATION FORM				
Qualification	Hall Ticket No	1234567893	Registration Form No	4310735300
	TSECET Hall Ticket No	2806011100	Rank	1.00
	Candidate Name	DUMMY THREE		
	Father's Name	DUMMY THREE		
	Male/Female	MALE	Caste Category	BC_E
	Date of Birth	01/01/2000	Year of Passing	2017
	Local Area	SVU	Minority	Y
	Fee Reimbursement Eligibility	NO	Minority Type	MUS
	Marks	60.00	Marks in TSECET	96
	Nationality	INDIAN	QQ Eligibility	NO
	Caste	BC_E	Mobile Number	
Special Category Status				
NCC	Sports&Games	CAP	PH	
Eligibility : N	Eligibility : N	Eligibility : N	Eligibility : N	
Priority : 0	Priority : 0	Priority : 0	Priority : NA	
Remarks				

The Candidate details as entered in TSECET Application form are displayed (which cannot be edited /modified by the candidate). For any modifications, the same may please be brought to the notice of Officials at the time of Certificate Verification.

The Special Category details like NCC/SPORTS/CAP/PH will be shown as **N** for all the candidates before Certificate Verification.

The candidates eligible for NCC/SPORTS/CAP/PH Categories have to attend at Government Polytechnic, Masab Tank as per the schedule given in List of HLCs Annexure-I placed in the website: <https://tsecet.nic.in>

Entry of Caste, Income Certificate and EWS Certificate details, if applicable

TSECET		Pay Processing Fee	Verify Payment Status	Slot Booking	Contact Us	Logout
Remarks						
Enter MeeSeva details for the following						
Caste Certificate Application No.		Income Certificate Application No.				
Candidate Aadhaar No.		EWS Certificate Application No.				
Mobile Number		eMail Id		@		
UNDERTAKING						

1. Enter Caste Certificate Application Number issued by Mee Seva.
2. The candidate can claim for fee reimbursement by entering the parent Income Certificate Application number which is available on the Income Certificate issued by Mee Seva.
3. The candidate can claim for EWS by entering the parent EWS Certificate Application number which is available on the EWS Certificate issued by Mee Seva.

4. The Mobile Number is important during Certificate Verification and Allotment process. The OTPs will be sent to the Mobile number as given above. The candidate is required to give his/her parent mobile number.



TSECET



[Pay Processing Fee](#)

[Verify Payment Status](#)

[Slot Booking](#)

[Contact Us](#)

[Logout](#)

UNDERTAKING

I, DUMMY THREE will submit all the required certificates in original as per above list to the Chief Verification Officer at the time of Certificate Verification process and to the Principal of the Institution where I have been provisionally allotted after seat allotment, failing which I will forego my admission and I will not enter into any legal correspondence in this regard.

I declare that the details mentioned above are true to the best of my knowledge. The Income Certificate and Caste Certificate produced by me are genuine, and if it is found false at later date, I am aware that I am liable for Criminal prosecution besides foregoing the provisional allotment and I am aware that the eligibility for Tuition Fee Reimbursement now granted is subject to fulfilment of conditions stipulated in future, if any, by the Government and I undertake to abide by the rules issued by the Government from time to time, I will not enter any legal correspondence with the Government or authorities concerned.

I am fully aware of COVID-19 situation and will not claim on the department in case of any unforeseen incident.

☐ I declare that I read the above instructions and understood the process.

Submit

The following screen appears for payment of Processing Fee.

CAUTION :
You will be redirected to third party payment gateway for payment of Processing Fee.
Click OK to Pay Fee using Internet Banking/ Debit/ Credit Cards through BillDesk.
Click Cancel if you are NOT willing to pay but save details.

Eligibility : N
Priority : 0
Remarks :
Caste Certificate Application No. :
Candidate Aadhaar No. :
Mobile Number : 981 19454
Do you belong to orphan category : NO
Do you reside in Quli Qutub Shah Urban Development Area : NO
Are you eligible for PM CARES who lost both parents during the COVID pandemic : NO
If Yes, choose Orphan Category : Not Applicable
If Yes, enter PM CARES Certificate No. :
Do you need Hostel Accomodation in case allotted a seat in Government Polytechnic (subject to availability) : YES

UNDERTAKING
I, AERPUJA JAGADESH will submit all the required certificates in original as per above list to the Chief Verification Officer at the time of Certificate Verification process and to the Principal of the Institution where I have been provisionally allotted after seat allotment, failing which I will forego my admission and I will not enter into any legal correspondence in this regard.
I declare that the details mentioned above are true to the best of my knowledge. The Income Certificate and Caste Certificate produced by me are genuine, and if it is found false at later date, I am aware that I am liable for Criminal prosecution besides foregoing the provisional allotment and I am aware that the eligibility for Tuition Fee Reimbursement now granted is subject to fulfilment of conditions stipulated in future, if any, by the Government and I undertake to abide by the rules issued by the Government from time to time, I will not enter any legal correspondence with the Government or authorities concerned.
☒ I declare that I read the above instructions and understood the process.

Submit

II. PAYMENT OF PROCESSING FEE:


Your Caste is BC_E and Processing Fee to be paid is 1200. Click on 'PAY PROCESSING FEE ONLINE' button to pay online.


TSECET - 2023


PAY PROCESSING FEE ONLINE

Processing Fee can be paid online using through BillDesk or tWallet

INSTRUCTIONS TO PAY PROCESSING FEE ONLINE
through Debit Card/ Credit Card/ Net Banking

**TIME SLOT**
Upon completion of successful transaction, Candidates has to choose time slot for Certificate Verification at HLCs.

**TRANSACTION BROKEN**
There is a possibility that your account is debited and the transaction is broken immediately, in such case your money will be refunded back to your bank account.

**TRANSACTION FAILURE**
If the transaction is failed and error message is displayed, take print out of the same for settlement of the transaction.

TSECET Hall Ticket No
Rank


2806011100
1.00


Caste Details as per Mee Seva
No Data Found
Caste received from Mee Seva is NA.
Income Details as per Mee Seva
No Data Found

PAYMENT OPTIONS

☐ Pay Processing Fee Online through Debit Card / Credit Card / Net Banking

DO NOT PAY ONLINE & EXIT



The official digital wallet of Telangana State
(No charges applicable)
Pay Fee Online



Pay Fee Online

For any other problems, contact nearest Help Line Center.



1. **Click on check box** as shown in the screen
2. Click on **Pay Fee Online** in one of the two payment modes
 - i. T-Wallet
 - ii. Bill Desk
3. Choose either payment through
 - i. Debit Card/ Credit Card or
 - ii. Net Banking
4. Proceed for payment of processing Fee giving appropriate details for the amount displayed on the screen and click on **Make Payment for..**

Payment Methods

 Credit / Debit Cards >

 Net Banking >

Cards

Card Number
|

Expiration Date
MM/YY

CVV/CVC


Card Holder Name

Make Payment for ₹1200

Merchant name
Telangana State Council of Higher Education

Order Id
2806011100971752

Payment Amount
₹1200



Privacy policy | Terms & conditions


4

III. VERIFY PAYMENT STATUS:


1. Click on Verify Payment Status on Home page of TSECET.nic.in as shown in the following screen to verify payment status

Telangana State Council of Higher Education Help Desk Phone Numbers : 7660009768, 7660009769

 **TSECET** [Pay Processing Fee](#) [Verify Payment Status](#) [Slot Booking](#) [Contact Us](#) [Logout](#)




TSECET - 2023
Online Verification of Processing/ Tuition Fee for Web Counseling


INSTRUCTIONS


1. Enter TSECET Hall Ticket No and TSECET Registration Form No (as printed on TSECET Hall Ticket) and Date of Birth and Image Value and Click the below button, if you have already paid the fee through Online Payment and found transaction failed.
2. The candidate will be directed to payment gateway for verifying the status of previous transactions. Scroll down to view the transaction details.
3. In the event of transaction failure amount will be credited back into your account after two working days.
4. Contact nearest Help Line Centre for any other clarifications.
5. After successful payment of fee, if the candidate is unable to generate Joining Report, after two hours please click on Verify Payment Status on the same day and enter Candidate Details (HT No., Registration No, Date of Birth and Image Value) and click on Verify Payment Transaction then Self-Report and download Joining Report.


CANDIDATE DETAILS

TSECET Hall Ticket No	<input type="text"/>
TSECET Registration Form No	<input type="text"/>
Date of Birth (dd/mm/yyyy)	<input type="text"/>
Enter image value (case-sensitive) (Letters are Case Sensitive)	<input type="text"/>

NVNPB7 

Scroll down for the details after clicking the "Verify Payment Transaction" button.


The official digital wallet of Telangana State
(No charges applicable)
Verify Payment Transaction


Verify Payment Transaction

2. Enter the following candidate details for verification of payment status in the above screen
 - a. TSECET Hall Ticket Number
 - b. TSECET Registration Number
 - c. Date of Birth
 - d. Enter image value
3. Click on Verify Payment Transaction if already done through T-Wallet / Bill Desk as shown above
4. The following screen is displayed indicating the status of the transaction(s) done already.

 **DEPARTMENT OF TECHNICAL EDUCATION**
TSECET
[Print](#) 

Payment Request Date:	13 Jun 2023 07:36:44:000	Request Id:	4005015910163	Status:	SUCCESS
Transactions found successful and saved. The details are given below					
Transaction Id :	XJR31203744156	Transaction Date :	13 Jun 2023 07:50:04:000	Amount :	600
Request Id :	4005015910163	Fee Type :	PROCESS1	Description :	Success
Payment Request Date:	13 Jun 2023 07:33:03:653	Request Id:	4005015798514	Status:	PENDING
Verify the payment details for the above transaction					
Transaction Reference No :	NA	Amount:	NA		
Transaction Date :	NA	Description :	Transaction not found		
Auth Status:	NA	Bank Id:	NA		

5. If the transaction is successful, the status will be shown as **Transaction found successful and saved** in green .
6. If not successful, try once again for payment of processing fee or contact Help Desk on phone / email.

IV. SLOT BOOKING :

1. Enter website address: <https://tsecet.nic.in>
2. Check the Browser settings to disable Popup blocker
3. Click on Slot Booking on the Home page as shown in the following screen:

Telangana State Council of Higher Education Help Desk Phone Numbers : 7660009768, 7660009769

TSECET Pay Processing Fee Verify Payment Status Slot Booking Contact Us Logout

TSECET - 2023

ONLINE SLOT BOOKING FOR CERTIFICATE VERIFICATION

Candidate has to pay Processing Fee before selecting Online Slot Booking for attending Certificate Verification as per schedule.

CANDIDATE DETAILS

TSECET Hall Ticket No

TSECET Registration Form No

Date of Birth (dd/mm/yyyy)

Enter image value (case-sensitive) (Letters are Case Sensitive)

K1 Z V X 9

Print Slot Booking Receipt Show Available Slots

SLOT BOOKING

Processing Fee to be Paid:
Processing Fee: Rs.1200/- (OC/BC), Rs.600/- (SC/ST)

Enter TSECET Hall Ticket No, TSECET Registration Form No (as printed on TSECET Hall Ticket) and Date of Birth and click **Show Available Slots** after payment of processing fee.

The Candidate has to **Change Category of the Student** and select available **Help Line Centre, Date & Time** where he/she is interested to attend for Certificate verification.

The candidate had to attend at the selected Help Line Centre (HLC) on the Date / Time booked through Slot Booking. The candidate is not permitted in other than selected HLC. Candidate has to report 10 minutes before Starting of the opted Slot Time.

Contact nearest Help Line Centre for any other clarifications.

Enable pop-up window in browser settings to view and print '**Slot Booking Receipt**', if receipt not visible.

4. The following screen appears.
 - i. Select ALL for OC/BC/SC/ST candidates who are not under Special Categories viz PH/NCC/CAP/SPORTS
 - ii. The candidates belonging to Special Categories PH/NCC/CAP/SPORTS can choose PH/NCC/CAP/SPORTS in Category of the Student as per their eligibility

Telangana State Council of Higher Education Help Desk Phone Numbers : 7660009768, 7660009769

TSECET Pay Processing Fee Verify Payment Status Slot Booking Contact Us Logout

Slot is booked for Certificates Verification. SMS to Mobile No :90002XXXXX

Category of the Student **ALL** **ALL means OC/BC/SC/ST ie. Other than PH/NCC/CAP**

Select Help Line Centre (HLC) **Select HLC**


Select any date on which you would like to attend Certificate Verification at above chosen HLC

GOVERNMENT POLYTECHNIC, BELLAMPALLY, BELLAMPALLY . Dist:MANCHERIAL
S K N R GOVERNMENT DEGREE COLLEGE, JAGTIAL, JAGTIAL . Dist:JAGTIAL
Dr B R AMBEDKAR GMR POLYTECHNIC FOR WOMEN, KARIMNAGAR, KARIMNAGAR . Dist:KARIMNAGAR
GOVERNMENT POLYTECHNIC FOR WOMEN EAST MAREDPALLY SECUNDERABAD, SECUNDERABAD, SECUNDERABAD . Dist:HYDERABAD
J N GOVERNMENT POLYTECHNIC RAMANTHAPUR, HYDERABAD, HYDERABAD . Dist:MEDCHAL
J N T U COLLEGE OF ENGINEERING KUKATPALLY, HYDERABAD, HYDERABAD . Dist:MEDCHAL
GOVERNMENT POLYTECHNIC RUDRAMPUR, KOTHAGUDEM, KOTHAGUDEM . Dist:BHADRADRI KOTHAGUDEM
UNIV ARTS & SCIENCE COLLEGE, WARANGAL, WARANGAL . Dist:HANAMKONDA
GOVERNMENT POLYTECHNIC MASAB TANK, HYDERABAD, HYDERABAD . Dist:HYDERABAD
GOVERNMENT POLYTECHNIC, MAHABUBNAGAR, MAHABUBNAGAR . Dist:MAHABUBNAGAR
GOVERNMENT POLYTECHNIC, NALGONDA, NALGONDA . Dist:NALGONDA
GOVERNMENT POLYTECHNIC, NIRMAL, NIRMAL . Dist:NIRMAL
GOVERNMENT POLYTECHNIC, NIZAMABAD, NIZAMABAD . Dist:NIZAMABAD
Q Q GOVERNMENT POLYTECHNIC CHANDULAL BARADARI NEAR ZOO PARK, HYDERABAD, HYDERABAD . Dist:HYDERABAD
GOVERNMENT POLYTECHNIC RAJGOPALPET, SIDDIPET, SIDDIPET . Dist:SIDDIPET
SR & BGNR GOVERNMENT DEGREE COLLEGE, KHAMMAM, KHAMMAM . Dist:KHAMMAM
S R S GOVERNMENT POLYTECHNIC, SIRCILLA, SIRCILLA . Dist:RAJANNA SIRCILLA
SRI VENKATESHWARA DEGREE COLLEGE, SURYAPET, SURYAPET . Dist:SURYAPET
GOVERNMENT POLYTECHNIC, WARANGAL, Dist:WARANGAL

- iii. Select the desired Help Line Center (HLC) as shown above

- iv. Select the date as shown in the screen below:
- v. The Green indicates the available slots. Select the desired Date in Green
- vi. The available time slots from 9:00 AM to 6:00 PM are displayed as below and choose the convenient time slot at desired HLC for Certificate Verification.

Telangana State Council of Higher Education Help Desk Phone Numbers : 7660009768, 7660009769

 **TSECET** [Pay Processing Fee](#) [Verify Payment Status](#) [Slot Booking](#) [Contact Us](#) [Logout](#)

Slot is booked for Certificates Verification. SMS to Mobile No :


Category of the Student: **ALL** ALL means OC/BC/SC/ST ie. Other than PH/NCC/CAP

Select Help Line Centre (HLC): **Q Q GOVERNMENT POLYTECHNIC CHANDULAL BARADARI NEAR ZOO PARK , HYDERABAD, HYDERABAD . Dist:HYDERABAD**

Select any date on which you would like to attend Certificate Verification at above chosen HLC

July 2023						
Mo	Tu	We	Th	Fr	Sa	Su
26	27	28	29	30	1	2
3	4	5	6	7	8	9
10	11	12	13	14	15	16
17	18	19	20	21	22	23
24	25	26	27	28	29	30
31	1	2	3	4	5	6

- vii. The following screen appears if there are available slots at the chosen date and time for that HLC. Click Yes as given in the screen to confirm the Slot for Certificate Verification.

 **TSECET** [Pay Processing Fee](#) [Verify Payment Status](#) [Slot Booking](#) [Contact Us](#) [Logout](#)

Category of the Student: **ALL** ALL means OC/BC/SC/ST ie. Other than PH/NCC/CAP

Select Help Line Centre (HLC): **Q Q GOVERNMENT POLYTECHNIC CHANDULAL BARADARI NEAR ZOO PARK , HYDERABAD, HYDERABAD . Dist:HYDERABAD**

Select any date on which you would like to attend Certificate Verification at above chosen HLC

July 2023						
Mo	Tu	We	Th	Fr	Sa	Su
26	27	28	29	30	1	2
3	4	5	6	7	8	9
10	11	12	13	14	15	16
17	18	19	20	21	22	23
24	25	26	27	28	29	30
31	1	2	3	4	5	6

Available Slots for the Selected Category - HLC - Date for Certificate Verification

09:00 To 09:30	09:30 To 10:00	10:00 To 10:30	10:30 To 11:00	11:00 To 11:30	11:30 To 12:00	12:00 To 12:30	12:30 To 01:00	02:00 To 02:30	02:30 To 03:00	03:00 To 03:30	03:30 To 04:00	04:00 To 04:30	04:30 To 05:00	05:00 To 05:30
05:30 To 06:00														

Selectd HLC: Q Q GOVERNMENT POLYTECHNIC CHANDULAL BARADARI NEAR ZOO PARK , HYDERABAD, HYDERABAD . Dist:HYDERABAD

Selected Category: ALL


Selected date: 02/08/2023

Selected Slot: 10:00 To 10:30 A.M

Do you wish to continue in 'ALL' category slot?

Yes No

- viii. On confirmation of the slot, the following screen appears


TSECET - 2023 Admissions

RECEIPT OF SLOT BOOKING Date: 29/07/2023

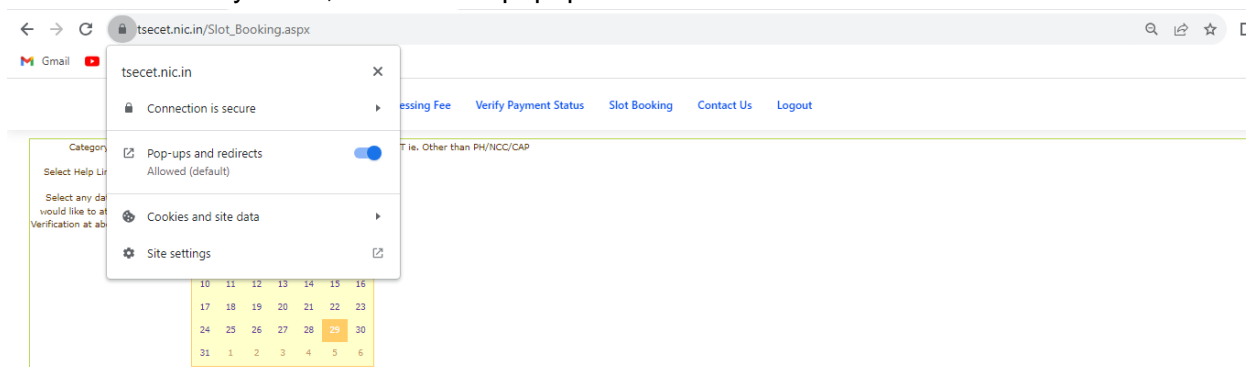
Candidate Name: AYYXXXX
Father Name: DAXXXXXXXX
Hall Ticket No.: 586XXXXXXX
Rank: 324XXXX

Help Line Centre Details

HLC Name	HLC Address	Slot Date	Slot Time	Serial No	Slot Category
J N T U COLLEGE OF ENGINEERING KUKATPALLY	HYDERABAD	31/07/2023	02:00 To 02:30 PM	3	ALL

Note: Candidate has to report 10 minutes before starting of the opted Slot Time.

- ix. On confirmation of the slot, the following screen may occur in some of the Systems, wherein the popup blocker in the Browser should be disabled.



- x. The candidate will receive the confirmation of the slot booking date and time and slot through SMS.
- xi. All the Special Category candidates can choose NCC/SPORTS/CAP/PH/ instead of ALL as per their eligibility and the Candidates are required to refer Detailed Notification as per the schedule given in List of HLCs Annexure-I placed in the website: <https://tsecet.nic.in>

V. CERTIFICATE VERIFICATION:

1. The Candidate is required to attend Certificate Verification on the slot booked HLC on the Date & Time without fail.
2. After Certificate Verification, the Candidate will be given Receipt of Certificate (ROC)
3. During Certificate Verification, the Candidate is required to check with Registration/Verification Officers at HLC whether his/her Mobile Number is correctly entered.
4. The candidate will receive Login Id through SMS to the Registered Mobile as soon as the Certificate Verification is completed. This Login id SMS is confidential and should not be shared with anyone and has to be saved throughout the counseling process is completed.

VI. OPTION ENTRY

1. The Candidate is required to generate Password after Certificate Verification
2. The Password generation can be done as follows:
 - i. The Candidate is required to keep his ROC Form, Hall Ticket and Rank Card ready before generating Candidate Password.
 - ii. Enter the website <https://tsecet.nic.in> in the Browser.
 - iii. Click on Candidate Registration as given below on the home page of the website



3. The Candidate has to generate Password through Candidate Registration available on the homepage as shown above. The following screen appears

Department of Technical Education Help Desk Phone Numbers : 7660009768, 7660009769

TSECET Pay Processing Fee Verify Payment Status Slot Booking Candidates Registration Candidates Login Contact Us Logout

TS ECET - 2023

Candidate has to register after certificates verification at Help Line Center.

Candidates Registration

Registration Number: 225034

TSECET Hall Ticket No: 4005143

Rank: 12978

Date of Birth: 22/06/2008

Clear Generate Password

- i. Enter Registration Number (as given in TSECET Hall Ticket), TSECET Hall Ticket Number, Rank and Date of Birth as shown in the above screen.
- ii. Click on Generate Password as shown above
- iii. The following screen is displayed to create new password.

Department of Technical Education Help Desk Phone Numbers : 7660009768, 7660009769

TSECET Pay Processing Fee Verify Payment Status Slot Booking Candidates Registration Candidates Login Contact Us Logout

TSECET

Candidate has to register after certificates verification at Help Line Center.

Candidate Details

Candidate Name:	Must be alphanumeric	Sex:	Male
Father's Name:	Must be alphanumeric	Category:	SC, ST
Region:	00	Special Category (Pw/MCC/S&S/CAPI):	NA/NA/NA
Qualifying Exam:	ISC	Minority:	NO

• Password should have a minimum of 8 characters containing atleast 1UP Numeric value. For example : 12345678, 12345678 etc.
• Passwords are Case-sensitive (Small and Capital alphabets are treated as different).
• If you want to receive any alerts & messages, enter your parents Mobile No., E-mail Id, E-mail Id is optional.
• Mobile Number entered will be used to communicate important information like Change in Password, Admission details etc. Hence store the number in a secured place for future reference.
• Click on 'Save Password' button to save your Password. Input Boxes are mandatory.
• Mobile Number is mandatory and should be same as the number given during Certificate Verification. In case a candidate does not have a mobile phone, TSPD/ICET Hall Ticket Number should be entered as Mobile Number. However, for those candidates no SMS alerts will be sent. For updating Mobile number, please contact Help Line Center (HLC).

If the message like "You must enter text with 18 or fewer characters" is displayed while entering password in either Login Screen or Password generation screen, [click here](#) to change the browser settings.

Enter Your Password

Password : *

Re enter Password : *

Mobile No. : *

E-mail Id. :

Save Password

- iv. Enter the Password in the text box as shown in the above screen.
- v. Re enter the same Password as given above.

- vi. Enter the Registered Mobile Number as given in Certificate Verification and Email id.
 - vii. The Candidate receives confirmation of new password created through SMS to the registered Mobile Number.
 - viii. The Candidate is required to
 - a. Take a printout of Manual Option form available from the website.
 - b. Prepare College and Branch in priority wise in the Manual Option form for clarity in choosing College and Branches.
 - c. Keep the Mobile having registered Mobile Number handy
4. Enter the website of <https://tsecet.nic.in/> for Option Entry
 5. Select **Candidates Login** in the website.

6. Enter the following details :
 - i. Login ID Number (as received through SMS to Registered Mobile Number after Certificate Verification)
 - ii. TSECET Hall Ticket Number
 - iii. Password
 - iv. Date of Birth as given in ROC
 - v. Enter Captcha correctly in Enter Value
 - vi. Click on Sign-in
7. After Sign-In button, One Time Password (OTP) will be sent to the Candidate Registered Mobile.
 - i. Please Enter OTP received as per screen given below
 - ii. Click on check box under Declaration

iii. Click on **Click here for Option Entry**

ALLOTMENT

- Allotment of Seat is based on your merit rank and the Options given by you as per rules in vogue at the time of allotment.
- The Seat allotment will be made as per the options exercised by you. If the vacant seat is not available as per your first option, the second option will be considered for allotment, if that is also not available then the third option and so on.
- All options given by you will be considered for allotment till a seat is allotted or Options are exhausted, hence you are advised to give sufficient number of options in order not to face disappointment later.
- The Authorities are not responsible if you do not secure a seat against any of the options exercised by you. In such cases, you may have to wait for notification of second round counselling if any, in which you will be given another chance to give options for vacant seats available after the current round of counselling.
- Request based on rank and options exercised by a candidate for change of College/course will not be entertained after allotment of seat.
- Failure to pay the prescribed tuition fee within the date specified will lead to cancellation of allotment.

CAUTION

For security reasons it is advisable to LOGOUT properly and Close the Browser window after completing options entry.

Error in sending OTP to your mobile.

Try again by clicking the button given below, to get OTP to your mobile.

Enter One Time Password (OTP) :

DECLARATION (Click on Checkbox)*

☒ I declare that I read the above instructions and understood the process.

[Click here for Option Entry](#)
[Help Screen](#)
[Logout](#)

ONE TIME PASSWORD (OTP)

One Time Password (OTP) makes your options entry process more secure.

One Time Password (OTP) will be sent to your mobile number registered with Web Counselling site.

The OTP sent to your mobile phone is valid for **20 minutes** or **1 successful attempt**, whichever is earlier, and only for this transaction.

8. The following Screen appears with list of Districts and list of Courses is displayed

Choose One or more Districts and Click on "Display Option Entry Form"

- ☐ ADILABAD
- ☐ BHADRADRI KOTHAGUDEM
- ☐ HANAMKONDA
- ☐ HYDERABAD
- ☐ JAGTIAL
- ☐ JANGAON
- ☐ JAYASHANKAR BHUPALPALLY
- ☐ JOGULAMBA GADWAL
- ☐ KAMAREDDY
- ☐ KARIMNAGAR
- ☐ KHAMMAM
- ☐ KOMARAM BHEEM ASIFABAD
- ☐ MAHABUBABAD
- ☐ MAHABUBNAGAR
- ☐ MANCHERIAL
- ☐ MEDAK
- ☐ MEDCHAL
- ☐ MULUGU

List of Courses		
S.No	Branch Code	Branch Name
AEC		
1	ANE	AERONAUTICAL ENGINEERING
2	ARB	AUTOMATION AND ROBOTICS
3	AUT	AUTOMOBILE ENGINEERING
4	BSE	BUILDING SERVICES ENGG
5	CIV	CIVIL ENGINEERING
6	IPE	INDUSTRIAL PRODUCTION ENGINEERING
7	MCT	MECHANICAL (MECHTRONICS) ENGINEERING
8	MEC	MECHANICAL ENGINEERING
9	MET	METALLURGICAL ENGINEERING
10	MMS	BTECH MECHANICAL WITH MTECH MANUFACTURING SYSTEMS
11	MTE	BTECH MECHANICAL WITH MTECH THERMAL ENGG
12	PLG	B.PLANNING
AGE		
13	AGR	AGRICULTURAL ENGINEERING
14	BIO	BIO-TECHNOLOGY
15	CHE	CHEMICAL ENGINEERING
16	DRG	DAIRYING
17	FDT	FOOD TECHNOLOGY
18	GEO	GEO INFORMATICS
19	MIN	MINING ENGINEERING
20	MMT	METALLURGY AND MATERIAL ENGINEERING
21	PHE	PHARMACEUTICAL ENGINEERING
22	TEX	TEXTILE TECHNOLOGY / TEXTILE ENGINEERING
CIT		
23	CME	COMPUTER ENGINEERING
24	CSA	COMPUTER SCIENCE AND ENGG (ARTIFICIAL INTELLIGENCE)
25	CSG	COMPUTER SCIENCE & DESIGN
26	CSN	COMPUTER SCIENCE & ENGINEERING (NETWORKS)
27	CSO	COMPUTER SCIENCE AND ENGINEERING (IOT)
28	CST	COMPUTER SCIENCE AND TECHNOLOGY
29	CSW	COMPUTER ENGINEERING(SOFTWARE ENGINEERING)

9. Click on the checkboxes of the desired districts as per your choice for the display of branches offered by the institutions of the selected districts.

10. Click on **Display Option Entry Form** Button which is available on the bottom of the screen.

<input type="checkbox"/> MAHABUBABAD	24	CSA	COMPUTER SCIENCE AND ENGG (ARTIFICIAL INTELLIGENCE)
<input type="checkbox"/> MAHABUBNAGAR	25	CSG	COMPUTER SCIENCE & DESIGN
<input checked="" type="checkbox"/> MANCHERIAL	26	CSN	COMPUTER SCIENCE & ENGINEERING (NETWORKS)
<input type="checkbox"/> MEDAK	27	CSO	COMPUTER SCIENCE AND ENGINEERING (IOT)
<input type="checkbox"/> MEDCHAL	28	CST	COMPUTER SCIENCE AND TECHNOLOGY
<input type="checkbox"/> MULUGU	29	CSW	COMPUTER ENGINEERING(SOFTWARE ENGINEERING)
<input type="checkbox"/> NAGARKURNOOL	30	DTD	DIGITAL TECHNIQUES FOR DESIGN AND PLANNING
<input type="checkbox"/> NALGONDA	31	INF	INFORMATION TECHNOLOGY
<input type="checkbox"/> NARAYANPET	32	ITE	INFORMATION TECHNOLOGY AND ENGINEERING
<input type="checkbox"/> NIRMAL			
<input type="checkbox"/> NIZAMABAD			
<input type="checkbox"/> PEDDAPALLE	33	AI	ARTIFICIAL INTELLIGENCE
<input type="checkbox"/> RAJANNA SIRCILLA	34	AI-D	ARTIFICIAL INTELLIGENCE AND DATA SCIENCE
<input checked="" type="checkbox"/> RANGAREDDY	35	AIM	ARTIFICIAL INTELLIGENCE AND MACHINE LEARNING
<input type="checkbox"/> SANGAREDDY	36	CIC	CSE (IOT AND CYBER SECURITY INCLUDING BLOCK CHAIN TECHNOLOGY)
<input type="checkbox"/> SIDDIPET	37	CS	COMPUTER SCIENCE
<input type="checkbox"/> SURYAPET	38	CSB	COMPUTER SCIENCE AND BUSINESS SYSTEM
<input type="checkbox"/> VIKARABAD	39	CSC	COMPUTER SCIENCE AND ENGINEERING (CYBER SECURITY)
<input type="checkbox"/> WARAPARTHY	40	CSD	COMPUTER SCIENCE AND ENGINEERING (DATA SCIENCES)
<input checked="" type="checkbox"/> WARANGAL	41	CSE	COMPUTER SCIENCE AND ENGINEERING
<input type="checkbox"/> YADADRI BHUVANAGIRE	42	CSI	COMPUTER SCIENCE AND INFORMATION TECHNOLOGY
	43	CSM	COMPUTER SCIENCE AND ENGINEERING (ARTIFICIAL INTELLIGENCE AND MACHINE LEARNING)
	44	SME	BIO-MEDICAL ENGINEERING
	45	ECA	ELECTRONICS AND COMMUNICATION (ADVANCED COMMUNICATION TECH)
	46	ECE	ELECTRONICS AND COMMUNICATION ENGINEERING
	47	ECI	ELECTRONICS COMMUNICATION AND INSTRUMENTATION ENGINEERING
	48	ECM	ELECTRONICS AND COMPUTER ENGINEERING
	49	EEE	ELECTRONICS AND ELECTRONICS ENGINEERING
	50	EIE	ELECTRONICS AND INSTRUMENTATION ENGINEERING
	51	ETE	ELECTRONICS AND TELECOMMUNICATION ENGG
	52	ETM	ELECTRONICS AND TELEMATICS
	53	PHD	PHARM - D (M.P.C. STREAM)
	54	PHM	B. PHARMACY (M.P.C. STREAM)

Display Option Entry Form

11. Click on Show Option Entry Form.

12. Enter TSECET Hall Ticket Number in the Text Box as given in the following screen

13. Refer to already prepared Options in Manual Option form, if done.

14. The Options are to be given in numbers starting from 1 indicating highest priority for that college and branch. The Candidate can exercise as many options as possible.

15. The duplicate Option numbers are not allowed i.e. the same option number cannot be given for two Options.

Name:	SUNNY THREE	Patron's Name:	SUNNY THREE
Sex:	Female (F)	Rank:	1.00
Center:	DC	Ph:	0

Sl. No.	College	Branch	Option No.	Option Name	Option Fee	Option Status	Option Type
1	MAHABUBABAD	CSA	1	COMPUTER SCIENCE AND ENGG (ARTIFICIAL INTELLIGENCE)	1.00	Selected	GOV
2	MAHABUBABAD	CSG	2	COMPUTER SCIENCE & DESIGN	1.00	Selected	GOV
3	MAHABUBABAD	CSN	3	COMPUTER SCIENCE & ENGINEERING (NETWORKS)	1.00	Selected	GOV
4	MAHABUBABAD	CSO	4	COMPUTER SCIENCE AND ENGINEERING (IOT)	1.00	Selected	GOV
5	MAHABUBABAD	CST	5	COMPUTER SCIENCE AND TECHNOLOGY	1.00	Selected	GOV
6	MAHABUBABAD	CSW	6	COMPUTER ENGINEERING(SOFTWARE ENGINEERING)	1.00	Selected	GOV
7	MAHABUBABAD	DTD	7	DIGITAL TECHNIQUES FOR DESIGN AND PLANNING	1.00	Selected	GOV
8	MAHABUBABAD	INF	8	INFORMATION TECHNOLOGY	1.00	Selected	GOV
9	MAHABUBABAD	ITE	9	INFORMATION TECHNOLOGY AND ENGINEERING	1.00	Selected	GOV
10	MAHABUBABAD	AI	10	ARTIFICIAL INTELLIGENCE	1.00	Selected	GOV
11	MAHABUBABAD	AI-D	11	ARTIFICIAL INTELLIGENCE AND DATA SCIENCE	1.00	Selected	GOV
12	MAHABUBABAD	AIM	12	ARTIFICIAL INTELLIGENCE AND MACHINE LEARNING	1.00	Selected	GOV
13	MAHABUBABAD	CIC	13	CSE (IOT AND CYBER SECURITY INCLUDING BLOCK CHAIN TECHNOLOGY)	1.00	Selected	GOV
14	MAHABUBABAD	CS	14	COMPUTER SCIENCE	1.00	Selected	GOV
15	MAHABUBABAD	CSB	15	COMPUTER SCIENCE AND BUSINESS SYSTEM	1.00	Selected	GOV
16	MAHABUBABAD	CSC	16	COMPUTER SCIENCE AND ENGINEERING (CYBER SECURITY)	1.00	Selected	GOV
17	MAHABUBABAD	CSD	17	COMPUTER SCIENCE AND ENGINEERING (DATA SCIENCES)	1.00	Selected	GOV
18	MAHABUBABAD	CSE	18	COMPUTER SCIENCE AND ENGINEERING	1.00	Selected	GOV
19	MAHABUBABAD	CSI	19	COMPUTER SCIENCE AND INFORMATION TECHNOLOGY	1.00	Selected	GOV
20	MAHABUBABAD	CSM	20	COMPUTER SCIENCE AND ENGINEERING (ARTIFICIAL INTELLIGENCE AND MACHINE LEARNING)	1.00	Selected	GOV
21	MAHABUBABAD	SME	21	BIO-MEDICAL ENGINEERING	1.00	Selected	GOV
22	MAHABUBABAD	ECA	22	ELECTRONICS AND COMMUNICATION (ADVANCED COMMUNICATION TECH)	1.00	Selected	GOV
23	MAHABUBABAD	ECE	23	ELECTRONICS AND COMMUNICATION ENGINEERING	1.00	Selected	GOV
24	MAHABUBABAD	ECI	24	ELECTRONICS COMMUNICATION AND INSTRUMENTATION ENGINEERING	1.00	Selected	GOV
25	MAHABUBABAD	ECM	25	ELECTRONICS AND COMPUTER ENGINEERING	1.00	Selected	GOV
26	MAHABUBABAD	EEE	26	ELECTRONICS AND ELECTRONICS ENGINEERING	1.00	Selected	GOV
27	MAHABUBABAD	EIE	27	ELECTRONICS AND INSTRUMENTATION ENGINEERING	1.00	Selected	GOV
28	MAHABUBABAD	ETE	28	ELECTRONICS AND TELECOMMUNICATION ENGG	1.00	Selected	GOV
29	MAHABUBABAD	ETM	29	ELECTRONICS AND TELEMATICS	1.00	Selected	GOV
30	MAHABUBABAD	PHD	30	PHARM - D (M.P.C. STREAM)	1.00	Selected	GOV
31	MAHABUBABAD	PHM	31	B. PHARMACY (M.P.C. STREAM)	1.00	Selected	GOV

16. The colors indicate type of institutions as given in the above screen
i. BLUE for GOV,

- ii. GREY for Self Finance
- iii. PINK for Girls
- iv. GREEN for Minority
- v. YELLOW for Private

17. Candidates are advised to click on Save Options button as shown in the following screen which is available on the top of the screen for every 2 minutes and continue giving Options.

18. The following screen appears after saving options and Click on OK and continue giving Options.

19. The following screen appears after saving Options

20. If the candidate wants to choose the Districts once again, Click **Last Saved Options** Button and the screen as discussed at point 8 will be displayed and the candidate can select other districts – to view the institutions available in that district.

21. If the candidate wishes to add or insert new option at a specific Option number then

- i. Click on **Enter Between Options** Button as given in the following screen

- ii. Enter that specific Option *number value* in the Text box where it was to be inserted as given in the following screen

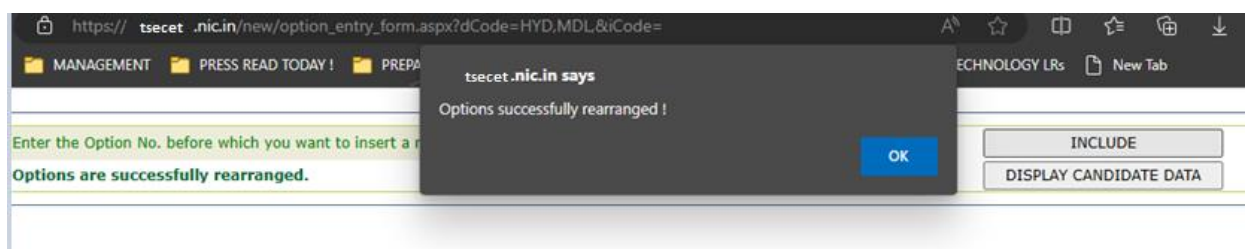
Enter the Option No. before which you want to insert a new Option :

After inserting, last saved options will be displayed.
If you want to save newly entered Options Click on 'Save Options' button before inserting a new Option.

INCLUDE

DISPLAY CANDIDATE DATA

- iii. Click on **Include Button** and all Options will be increased by one. For example, to add new option at Option number 2 which was already exercised, then all Options will be shifted to next number automatically i.e. Option 2 will be shifted to 3 and the next option will be shift to next number. The new option can be entered with value 2.



22. The screen with rearranged options will be displayed as following

Enter the Option No. before which you want to insert a new Option :

Options are successfully rearranged.

INCLUDE

DISPLAY CANDIDATE DATA

Logout properly and Close the Browser window after completing options entry. Save options periodically.

Last Saved Options Enter Between Options Save Options View & Print Change Password Logout

TSEANCET Hall Ticket No :

Color Codes for Colleges : UNIV SF GIRLS MINORITY PVT

CSC Courses

#	College	District	AI	AID	AIM	CIC	CS	CSB	CSC	CSD	CSE	CSI	CSM
36	JNTH	MDL							3				
37	JNTHMT	MDL											

23. If there are duplicate Option numbers given by the candidate unknowingly, the following error message will be displayed at the time of Saving options and give Option numbers carefully.

Duplicate Options found at College + Course = JNTH+CSC

OK

OPTION ENTRY FORM

PH: N

Logout properly and Close the Browser window after completing options entry. Save options periodically.

24. The candidate can view list of Saved Options by
- Click on **View & Print Option** as given in the following screen

Logout properly and Close the Browser window after completing options entry. Save options periodically.

Last Saved Options Enter Between Options Save Options **View & Print** Change Password Logout

TSEAMCET Hall Ticket No : Name :

- ii. The following screen appears. Click on **View Saved Options** as shown in the following screen.

Results & Reports : Bio-Data & Certificates Verification **View Saved Options** Display Candidate Data

Logout properly and Close the Browser window after completing options entry. Save options periodically.

Last Saved Options Enter Between Options Save Options View & Print Change Password Logout

- iii. The following screen appears with the list of last saved Options.

TSECT - 2023
TELANGANA STATE COUNCIL OF HIGHER EDUCATION

Name: Hall Ticket No: 1926A00001 Father's Name:

LIST OF SAVED OPTIONS Print

S.No	Option No.	Institute Code	Institute Name, Place	Branch Code	Branch Name
1	1	JNTH	JNTUH UNIVERSITY COLLEGE OF ENGG SCI AND TECH HYDERABAD, HYDERABAD	CSE	COMPUTER SCIENCE AND ENGINEERING
2	3	JNTH	JNTUH UNIVERSITY COLLEGE OF ENGG SCI AND TECH HYDERABAD, HYDERABAD	CSC	COMPUTER SCIENCE AND ENGINEERING (CYBER SECURITY)

----- End of Options. Printed as on Dt: Jul 26 2023 9:21:00:00AM -----

25. To change Password, click on **Change Password** as given in the following screen.

- The candidate is required to enter Old Password and
- Please give New Password and Re-Enter again the same given New Password
- then click on **Save Password** Button.

Change Your Password

Old Password New Password Re-enter New Password Save Password Display Candidate Data

Logout properly and Close the Browser window after completing options entry. Save options periodically.

26. The candidates after giving all Options and to Logout, the candidate is required
- Click on Logout

Logout properly and Close the Browser window after completing options entry. Save options periodically.

Last Saved Options Enter Between Options Save Options View & Print Change Password **Logout**

TS ECET Hall Ticket No : Color Codes for Colleges : UNIV SF GIRLS MINORITY PVT Name : DUMMY THREE

- ii. Click on **Save & Logout** as given below

All saved options will be available when you LOGIN again. Unsavd options will be discarded.

Save & Logout Cancel Logout

- iii. The following screen appears and click OK.

tion_entry_form.aspx?dCode=HYD.&iCode=

ts ecet .nic.in says

Process may take some time
Click 'OK to' continue ...

OK

- iv. Click on OK button

- v. The **Options given are saved and the candidate is successfully logged out of Option entry** with the list of all saved Options is displayed and click on Print icon for taking printout of saved Options as given in the following screen.

Total 2 Option(s) have been saved.

TSEAMCET - 2023
TELANGANA STATE COUNCIL OF HIGHER EDUCATION

Name: Hall Ticket No: 1926A00001 Father's Name:

Total (2) options saved. You have been successfully Logged out.

LIST OF SAVED OPTIONS **Print**

S.No	Option No.	Institute Code	Institute Name, Place	Branch Code	Branch Name
1	1	JNTH	JNTUH UNIVERSITY COLLEGE OF ENGG SCI AND TECH HYDERABAD, HYDERABAD	CSE	COMPUTER SCIENCE AND ENGINEERING
2	3	JNTH	JNTUH UNIVERSITY COLLEGE OF ENGG SCI AND TECH HYDERABAD, HYDERABAD	CSC	COMPUTER SCIENCE AND ENGINEERING (CYBER SECURITY)

----- End of Options. Printed as on Dt: Jul 26 2023 9:36:00:000AM -----

The candidate is required to check the list of options given in the printout of the given options.

Total 2 Option(s) have been saved.

TSEAMCET - 2023
TELANGANA STATE COUNCIL OF HIGHER EDUCATION

Name: Hall Ticket No: 1926A00001 Father's Name:

Total (2) options saved. You have been successfully Logged out.

LIST OF SAVED OPTIONS **Print**

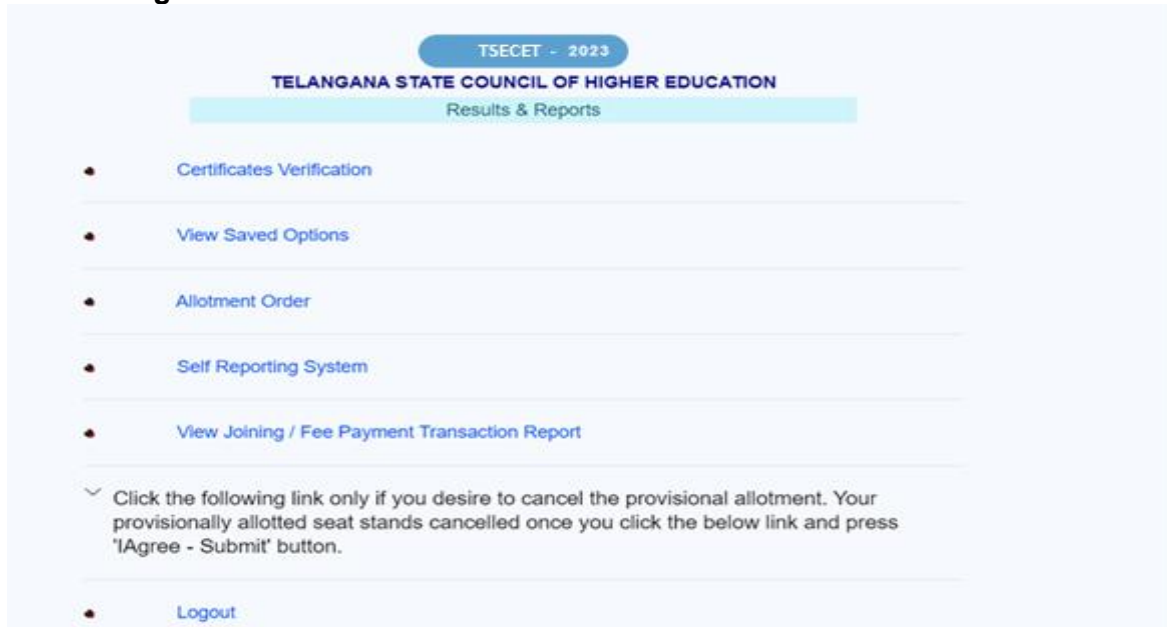
S.No	Option No.	Institute Code	Institute Name, Place	Branch Code	Branch Name
1	1	JNTH	JNTUH UNIVERSITY COLLEGE OF ENGG SCI AND TECH HYDERABAD, HYDERABAD	CSE	COMPUTER SCIENCE AND ENGINEERING
2	3	JNTH	JNTUH UNIVERSITY COLLEGE OF ENGG SCI AND TECH HYDERABAD, HYDERABAD	CSC	COMPUTER SCIENCE AND ENGINEERING (CYBER SECURITY)

----- End of Options. Printed as on Dt: Jul 26 2023 9:36:00:000AM -----

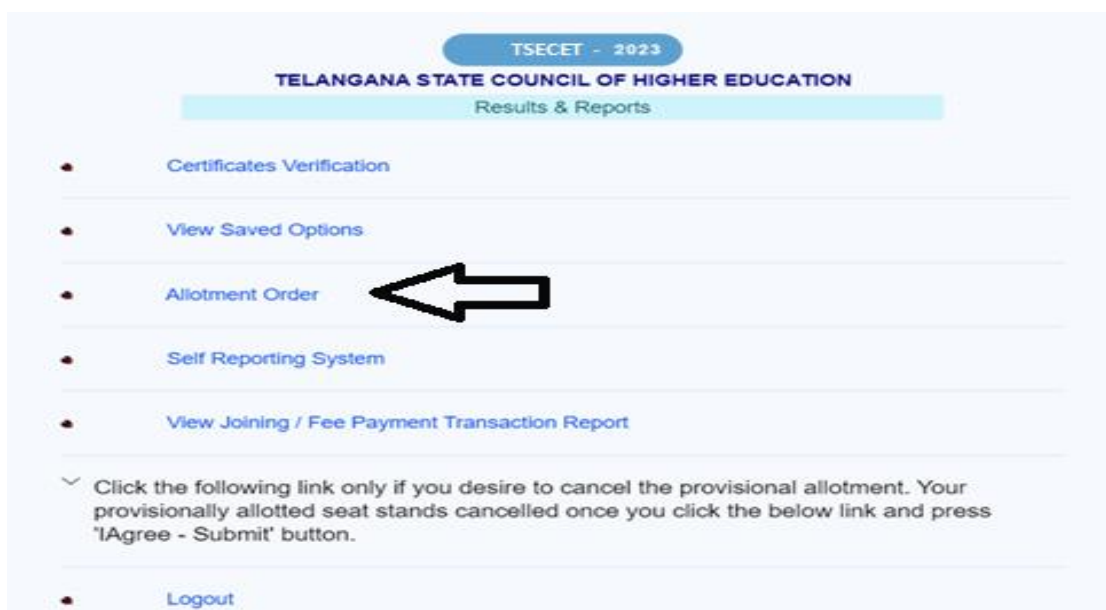
- vi. For any modifications in the Options given, please login again through Candidates Login in the website.

VII. AFTER ALLOTMENTS OF SEATS :

1. After TSECET Seat allotments are announced, the Candidate can verify the Allotment Status in Candidate Login. The following screen appears in Candidate Login.



2. In Candidate Login, Click on Allotment Order as given in the following screen



3. On clicking of Allotment Order as given in the above Screen, If allotted, the following screen appears with the details of allotment and Tuition fee amount to be paid by the Candidate.

4.

TELANGANA STATE COUNCIL OF HIGHER EDUCATION
TSECET - 2023

TSECET-2023
PROVISIONAL ALLOTMENT ORDER (First Phase)

This is to inform that the options exercised by the candidate have been processed based on merit, rank, local area, sex, category, Special Reservation Category (CAR/PH) etc and the candidate has been allotted a seat in

CHAITANYA BHARATHI INSTITUTE OF TECHNOLOGY (CBIT), GANDIPET, RR
in **MECHANICAL ENGINEERING (MEC)**, under **BC_A_GEN_OU** category.

Tuition Fee fixed for the college/course is Rs. 140000 /- .
Tuition fee to be paid by the candidate is Rs. 140000 /- .
Telangana Green Fund contribution is Rs. 100 /- .
Total Fee to be paid is Rs. 140100 /-
(Including other fee wherever applicable)

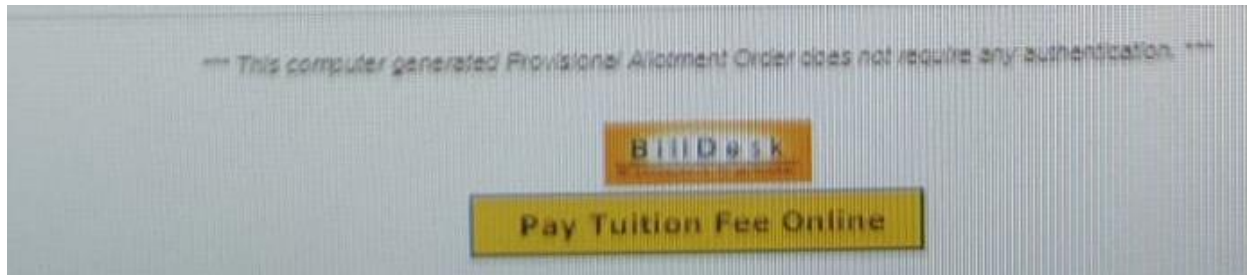
The students belonging to SC/ ST/ BC/ EBC/ Disabled/ Minority categories will be considered for Reimbursement of Tuition Fee (RTF) which is subject to verification and eligibility criteria prescribed by Government of Telangana from time to time. In the event of the candidate found not eligible for fee reimbursement, the candidate shall have to pay the total fee.

Instructions to Candidates:

1. Download the allotment order. Pay Tuition Fee through online payment (Credit Card/Debit Card/Net Banking).
2. Candidates / Parents are advised to make Tuition Fee Payment from their own Bank Accounts. In case of refunds, if any, the amount will be remitted back through online into the same Bank Account from which the payment was made.
3. Candidates / Parents are advised to verify the amount limit of Credit Card / Debit Card / Net Banking before making Tuition Fee payment.
4. **Payment through online (Net Banking/Credit Card/Debit Card).**
On allotment order click on **Pay Fee Button** you will be directed to Payment Gateway. Make the payment accordingly duly entering the details as per the payment mode selected. Take the print out after payment on which Online Order ID Number will appear.
5. **Self Reporting System:** Logon to website <https://tseamcet.nic.in> - Click on **Self Reporting System** -Details of the Candidates along with Order ID will appear - Verify Order ID Number - Click on **Submit** button -**Joining Report** will appear-Take the printout, on which Hall Ticket Number, Rank, Name, Father Name, Allotted College, Branch and **Admission Number** are available. This activity is **mandatory** so as to confirm your admission.
6. Make the Payment on or before **22-07-2023**. In case of failure to pay the amount on or before **22-07-2023** and not reporting through self reporting system, this provisional allotment order automatically stands cancelled and candidate has no claim on the provisional allotment now made.
7. The candidate has to report at the allotted college after Final Phase i.e. from **09-08-2023** to **11-08-2023** and handover a set of Xerox copies of certificates and original Transfer Certificate (TC). Not reporting at the allotted college from **09-08-2023** to **11-08-2023**, this provisional allotment order automatically stands cancelled. For details and updates see the website <https://tseamcet.nic.in> periodically.
8. After payment of Tuition Fee, if the candidate cancels the provisionally allotted seat through online on or before **22-07-2023**, full Tuition Fee paid will be refunded. If cancels thereafter please see details on forfeiture of Tuition Fee placed in the website <https://tseamcet.nic.in> in detailed notification.
9. Candidates who are satisfied with the present allotment and paid the Tuition Fee through online and self-reported through website need not exercise options in further phase of counselling.
10. All the eligible candidates can participate in next round of counselling, if any, for change of college / branch, if desired.
11. The candidate can participate in subsequent rounds of counselling without paying Tuition Fee in first phase, but the provisional allotment made in first phase automatically stands cancelled and candidate has no claim on the provisional allotment now made.
12. The Sports and NCC quota seats earmarked are not considered for allotment in first phase of counselling. All the candidates claiming

VIII. TUITION FEE:

1. At the bottom of the allotment order, there is **Pay Tuition Fee Online** as shown in the following screen



2. Click on the button **Pay Tuition Fee Online**
3. The following screen appears with the specified Tuition Fee as shown in the screen

5. **Choose either of the Payment Methods**
 - i. Credit Card or Debit Card
 - ii. Net Banking
6. Proceed for payment of Tuition **Fee by clicking Make Payment for ...**
7. After payment click on Self Reporting System.



8. Click on Self Reporting System and then details of the Candidate along with Order ID will appear. Verify Order ID Number and Click on Submit button.
9. The Joining Report will be displayed. Take the Printout
10. The Candidate details – Candidate Hall Ticket Number, Rank, Candidate Name and Candidate Father's Name along with the Allotted College & Branch with Admission Number is displayed.
11. Take the printout of the Joining Report which is also called as Self Reporting.




IX. For viewing the Payment Transaction status

1. Click on View joining report / Fee Payment Transaction Report to view payment details as given in the following screen.

TSECET - 2023

TELANGANA STATE COUNCIL OF HIGHER EDUCATION

Results & Reports

- [Certificates Verification](#)
- [View Saved Options](#)
- [Allotment Order](#)
- [Self Reporting System](#)
- [View Joining / Fee Payment Transaction Report](#) 

✓ Click the following link only if you desire to cancel the provisional allotment. Your provisionally allotted seat stands cancelled once you click the below link and press 'I Agree - Submit' button.

- [Logout](#)

The following screen appears



ADMISSIONS INTO ENGINEERING AND PHARMACY
(**TS ECET - 2023**)

[View Joining Report](#)

[View Fee Payment Transaction Details](#)

2. Click on View Fee Payment Transaction Details as given above
3. The following report will be displayed. The details of all transactions with payment of Processing Fee and Tuition Fee will be displayed as given in the following screen.



TELANGANA STATE COUNCIL OF HIGHER EDUCATION
TS ECET -2023
FEE PAYMENT TRANSACTION DETAILS

Roll Ticket No: XXXXXXX
Name: XXXXXX

Print 

Rank: 41XXXX
Father's Name: XXXXXXX

TRANSACTION STATUS/ RESULT	
ORDER/REQUEST ID	2322801347437892
BANK TRANSACTION ID	0300
BANK TRANSACTION STATUS	0300
AMOUNT	1200
ROLL NUMBER	2322801347
RANK	41381.00
FEE TYPE	41381.00
BANK TXN MESSAGE	Transaction successful
TRANSACTION DATE	26/06/2023

TRANSACTION STATUS/ RESULT	
ORDER/REQUEST ID	2322801347617355
BANK TRANSACTION ID	0300
BANK TRANSACTION STATUS	0300
AMOUNT	140100.00
ROLL NUMBER	2322801347
RANK	41381.00
FEE TYPE	41381.00
BANK TXN MESSAGE	NA
TRANSACTION DATE	18/07/2023

Printed as on On: 22-07-2023